

A Message From the Superintendent

Dear Akron School Community,

I again wish to express my gratitude for the warm welcome I received from this wonderful community during the course of this school year. I have enjoyed working with a group of people very dedicated to providing a high quality education for our students. With that in mind, we entered the 2013-2014 budget season trying to maintain or improve programs and services for students while dealing with a continued reduction in funding from New York State.

On the revenue side, we still struggle with the Gap Elimination Adjustment (GEA) from New York State which froze our Foundation Aid at 2008-2009 levels, and for each year since, has taken an additional amount away from that figure through the GEA. The GEA has reduced funding to our district by over \$8,000,000 during the past four years. While our legislature has reduced the amount that has been taken over the last two years, we are still receiving approximately \$1,600,000 less than we received in 2008-2009.


The Board of Education, which has been faced with some very difficult decisions over the past several budget seasons, has three choices in order to deal with the reduced finances: cut faculty and staff (which often reduces programs and services for students), use reserves or raise taxes. Looking back,

it appears the Board has worked hard to balance the use of these three choices. There has been a 35% reduction in administrative and supervisory staff, a 22% reduction in support staff and an 18% reduction in faculty. Reserves have been used to reduce the amount of cuts and reduce the burden on the local taxpayers.

Thanks to our employee associations, who have negotiated concessions, we have been able to reduce the amount of cuts we could have been facing and present a balanced budget to the district residents with a 3.75% tax levy increase which is 1.46% below the tax levy cap for our district.

I invite all district residents to attend our Budget Hearing on Tuesday, May 14th at 7:00PM in the auditorium and encourage all residents to vote on the budget on May 21st from 12:00PM to 9:00PM in Gym #3 of the High School. You may also contact me with any questions you have. I may be reached at 542-5006.

Sincerely,



Kevin Shanley
Superintendent of Schools



Kevin Shanley
*Superintendent
of Schools*

Daniel Caprio
President

Kevin Stone
Vice-President

Mark Bramley
Phillip Kenline
William Murty
David Penn
Tracy Sturmer

AKRON

CENTRAL SCHOOL DISTRICT

May 2013

B U D G E T I S S U E



In this issue...

A Message from the Superintendent.....	page 1
Highlights From Our Buildings	page 2, 3
New York State Report Card on Fiscal Accountability	pages 4, 5

Proposed Budget Summary for 2013-2014.....	page 6, 7
STAR Information.....	page 6
Contingent Budget Spending	page 7
Sample Ballot.....	page 8

Akron Elementary Building Achievements 2012-13

- The State Education Department released for the first time its School Growth scores. Akron Elementary earns a score of 17 out of 20 points, which places it at the highest score within the Effective range. Only a handful of elementary schools in Western New York earn higher.
- The second year of full implementation in the areas of Response to Intervention, Guided Reading, AimsWeb, STAR, and A-Z Leveling, positively impact our efforts to better serve the needs of all students as it relates to literacy and Math in Grades K-5.
- Students participate in Service Learning opportunities that include: "Pennies for Patients" to benefit the Leukemia & Lymphoma Society, raising over \$600; Annual Holiday Food Drive to support the Akron-Newstead Food Pantry generates over 2,000 food item donations; Grades 3-5 students raise over \$1900 in the Jump Rope for Heart event for the American Heart Association; Project "Santa Paws" has students donating food, toys and supplies for Open Arms Rescue of WNY in lieu of a class gift exchange; and wristbands are sold to help fund research on ALS and the fight against Lou Gehrig's Disease in support of a staff member.
- Deemed successful motivators, the Pizza Hut "Book It" and Darien Lake "Read to Ride"



programs encourage student participation and promote a love for reading with monthly reading goals.

- Our PTA's efforts to promote the clipping and collection of Box Tops for Education results in our school's ranking in the Top 10 for New York State again. The earnings are used to purchase equipment or programming to enhance learning opportunities.
- Grades 3-5 ELA – In 2011-12, 94 % of students achieved Levels 2-4 as compared to 93% statewide. 66% of students achieved at Level 3-4 in 2011-12, up from 60% in 2010-11.
- Grade 4 ELA – In 2011-12, 66% scored at Levels 3 and 4 as compared to 58% statewide.
- Grade 5 ELA – In 2011-12, 78% scored at Levels 3-4 as compared to 48% in 2010-11.
- Grade 3-5 Math – 96% of students achieved Levels 2-4 as compared to 94% in 2010-11. 69% of the students achieved at Levels 3-4 as compared to 64% in 2010-11. 26% of students achieved at a Level 4 in 2011-12 as compared to 15% in 2010-11.
- Grade 4 Math – In 2011-12, 76% scored at Levels 3 and 4 as compared to 64% in 2010-11.
- Grade 5 Math – 77% scored at Levels 3 and 4 in 2011-12 as compared to 73% in 2010-11.
- Grade 4 Science – 95% scored at Levels 3 and 4 in 2011-12 as compared to 89% statewide.
- Fifth grade students participate in their first "Poetry Slam" in the Library Media Center.
- Over 300 students find learning science is fun during Nature Ed-Ventures, a PTA sponsored after-school enrichment program.

Akron Middle School Building Achievements 2012-13

- Service Learning opportunities include fundraising that result in donations of over \$1,500 to WNY United Way and over \$800 to WNY Suicide Prevention, plus toys collected for donation to Owen's Toy Box at Women & Children's Hospital.
- Middle School Recycling Club provides district-wide recycling collection from each classroom and office all year long.
- 7th grade artists with works displayed at Guy's Sub Shop are Tucker Nadler, Morgan Smith, Clare Scroger, Chloe Karmazyn, Abby Nunn, Steven Wagner and Abby Stone.
- The PTA sponsored "Showcase of Talent" display of artwork in local businesses includes works by Mattie Klein, Elton Logan, Danielle Van Volkenberg, Amanda Swader, Courtney Johnt and Anthony Lazzazero.
- Sixteen students compete in the Western New York History Day competition at Canisius



College. The team of Alyssa Daniel, Abby Sokolofsky, Heather Cummings and Hannah Cummings earn first place while James Gibbs earns second place. The students go on to compete in the NYS Championship in Cooperstown, New York in April.


- Nearly twenty ACS Middle School students are attending Genesee Community College's Math Science Preparatory Program.
- Eliza Papke is named "All-WNY 7th Grade Runner of the Year" and competes at the NYS Public High School Athletic Association's Cross Country State Championship.
- Eighth grade athletes Julia Diebel and Noah Karczewski win individual league championships in varsity swimming and wrestling, respectively.
- Each marking period, over 200 students earn inclusion on the Merit, Honor, or High Honor rolls.

Akron Middle School Building Achievements 2012-13 *continued*

- Akron hosts the New York State School Music Association's Sectional All-State Junior High Festival.
- The Middle School Jazz All Stars, vocalists and instrumentalists perform for the Newstead Senior Citizens luncheon in December.
- Students audition for Erie County Music Educators Association Solo Festivals;
- those selected perform March concerts at Kleinhans Music Hall & Amherst Middle School.
- The Middle School bands, chorus, and jazz ensemble compete in the Darien Lake Music Festival in May.
- Josh Stoldt, ACS 7th grader, attends President Obama's inauguration through People to People Ambassador Programs.
- Sixth grader Nick Roland travels to Haiti on a mission trip to help people in need.
- Middle School Government hosts Halloween Dance & Fun Night and Winter Snowball Dance; both are well attended.
- Spanish students learn to make piñatas.

Akron High School Building Achievements 2012-13

- Ellen Papke and Angela Wager are named Commended Students in the 2013 National Merit Scholarship Program.
- Casey Alterio is selected to play vibraphone for the 2013 U.S. Army All-American Marching Band and performs at half-time show at the Alamodome in San Antonio, Texas.
- Austin Mietz is named a nominee for the 2012 Connolly Cup and earns 1st Team All-WNY Honors and 1st Team Defense Class C All-State Honors for football.
- Junior Claudia Stone is named to the 1st Team All-WNY for Field Hockey.
- Varsity Field Hockey team earns Niagara-Orleans Sportsmanship award and senior Claire Johnson receives the individual league honor as well.
- Sophomore Cailin Regan is named to the 1st Team All-WNY for Girls Soccer.
- The Santa's Helpers Band teams up with Varsity Chorale for a successful performance tour to area hospitals and nursing homes.
- Juniors Leah Bisson, Ryan Buckley, Noah Diebel, Gina Henley, Jenny Komosinski, Joey Sarow and seniors Casey Alterio, Jessica Cobti, Josh Conrad, Molly Gorski, Sarah Hernandez, Kelsie Murty and Jillian Staebell are inducted into the National Honor Society.
- Music Department's first-time production of "Grease" thrills audiences with stellar performances by singers, actors and dancers.
- Vocalist Leah Bisson is selected to perform with the Sound of America Honor Chorus on their summer goodwill tour in Europe.
- Wrestler Garrett Schultz wins the Class C Championship at 160 pounds.
- Forty-two students and staff participate in an exciting, yet emotional "Bald for Bucks" campaign that nets over \$20,000 for the



- Roswell Park Alliance Foundation for cancer research.
- Volleyball player Alexis Kidder, cross-country runner Angela Wager, and swimmers Jessica Cobti and Jessica Lobur earn Scholar-Athlete All Western New York selection by Section VI. Five more senior athletes receive honorable mention during the fall and winter seasons.
- Ten fall and winter athletic teams earn Scholar Athlete status with team averages above 90.

- Ashley Gielow's photograph earns top award for Best Color at the Storrs All High Photo Show at the Kenan Center Gallery. Tracy Johnston's work wins merit award.
- Daemen College's 44th Annual All-High Art Show displays artwork by Brandi Reuben, Carolyn Bodenschatz and Chloe Elm.
- Senior Career and Technical Center students Anthony Cinotti, Dillon Gooch, Gregory Heiderman, Connor Janis, Jena Jendrowski, Derek Schultz and Whitney Seaner are inducted into National Technical Honor Society.
- Akron Schools is honored as one of 307 districts nationwide to receive 2013 Best Communities for Music Education designation.
- The Tiger Marching Band, Jazz Ensemble, Orchestra and Wind Ensemble are slated to compete at West Virginia Wesleyan College Music Festival and Buckhannon West Virginia Strawberry Festival Parade in May.
- Junior Noah Diebel earns a spot in the Section VI state qualifier for golf to be played in May.

*Please come out
and vote on
May 21, 2013!*

The polls will be open from
12:00 Noon - 9:00 p.m.

High School Gymnasium #3
located adjacent to the
upper parking lot of the High School

SDL: 1491

LEA: 142101040000

The New York State School Report Card Fiscal Accountability Supplement for Akron Central School District

New York State Education Law and the Commissioner's Regulations require the attachment of the NYS School Report Card to the public school district budget proposal. The regulations require that certain expenditure ratios for general education and special education students be reported and compared with ratios for similar districts and all public schools. The required ratios for this district are reported below.

2010-2011 School Year		General Education	Special Education
This School District	Instructional Expenditures	\$12,870,514	\$3,969,623
	Pupils	1,587	160
	Expenditures Per Pupil	\$8,110	\$24,810
Similar District Group	Instructional Expenditures	\$7,820,663,210	\$3,172,283,304
	Pupils	798,424	110,978
	Expenditures Per Pupil	\$9,795	\$28,585
Total of All School Districts in NY State	Instructional Expenditures	\$29,473,160,406	\$12,260,104,540
	Pupils	2,688,528	412,226
	Expenditures Per Pupil	\$10,963	\$29,741
Similar District Group Description: Average Need/Resource Capacity			

Instructional Expenditures for General Education are K-12 expenditures for classroom instruction (excluding Special Education) plus a proration of building level administrative and instructional support expenditures. These expenditures include amounts for instruction of students with disabilities in a general-education setting. District expenditures, such as transportation, debt service and district-wide administration are not included.

The pupil count for General Education is K-12 average daily membership plus K-12 pupils for whom the district pays tuition to another school district. This number represents all pupils, including those classified as having disabilities and those not classified, excluding only students with disabilities placed out of district. For districts in which a county jail is located, this number includes incarcerated youth to whom the district must provide an education program.

Instructional Expenditures for Special Education are K-12 expenditures for students with disabilities (including summer special education expenditures) plus a proration of building-level administrative and instructional support expenditures. District expenditures, such as transportation, debt service and district-wide administration are not included.

The pupil count for Special Education is a count of K-12 students with disabilities for the 2010-11 school year plus students for whom the district receives tuition from another district plus students for whom the district pays tuition to another district. Students attending the State schools at Rome and Batavia, private placements and out-of-state placements are included.

Instructional Expenditures Per Pupil is the simple arithmetic ratio of Instructional Expenditures to Pupils. The total cost of instruction for students with disabilities may include both general- and special-education expenditures. Special-education services provided in the general-education classroom may benefit students not classified as having disabilities.

2010-2011 School Year	This School District	Similar District Group	Total of All School Districts in NY State
Total Expenditures Per Pupil	\$16,383	\$18,876	\$20,410

Total Expenditures Per Pupil is the simple arithmetic ratio of Total Expenditures to Pupils. Total Expenditures include district expenditures for classroom instruction, as well as expenditures for transportation, debt service, community service and district-wide administration that are not included in the Instructional Expenditure values for General Education and Special Education. As such, the sum of General Education and Special Education Instructional Expenditures does not equal the Total Expenditures.

The numbers used to compute the statistics on this page were collected on the State Aid Form A, the State Aid Form F, the School District Annual Financial Report (ST-3), and from the Student Information Repository System (SIRS).

SDL: 1491

LEA: 142101040000

The New York State School Report Card Information about Students with Disabilities for Akron Central School District

New York State Education Law and the Commissioner's Regulations require the attachment of the NYS School Report Card to the public school district budget proposal. The regulations require reporting students with disabilities by the percent of time they are in general education classrooms and the classification rate of students with disabilities. These data are to be compared with percentages for similar districts and all public schools. The required percentages for this district are reported below.

Student Counts as of October 4, 2011	This School District		Similar District Group	Total of All School Districts in NY State
	Count of Students with Disabilities	Percentage of Students with Disabilities	Percentage of Students with Disabilities	Percentage of Students with Disabilities
80% or more	115	81.0%	58.1%	57.3%
40% to 79%	3	2.1%	18.8%	11.7%
Less than 40%	17	12.0%	16.7%	22.1%
Separate Settings	7	4.9%	4.1%	6.1%
Other Settings	0	0.0%	2.3%	2.8%

The source data for the statistics in this table were reported through the Student Information Repository System (SIRS) and verified in Verification Report 5. The counts are numbers of students reported in the least restrictive environment categories for school-age programs (ages 6-21) on October 4, 2011. The percentages represent the amount of time students with disabilities are in general-education classrooms, regardless of the amount and cost of special education services they receive. Rounding of percentage values may cause them to sum to a number slightly different from 100%.

School-age Students with Disabilities Classification Rate

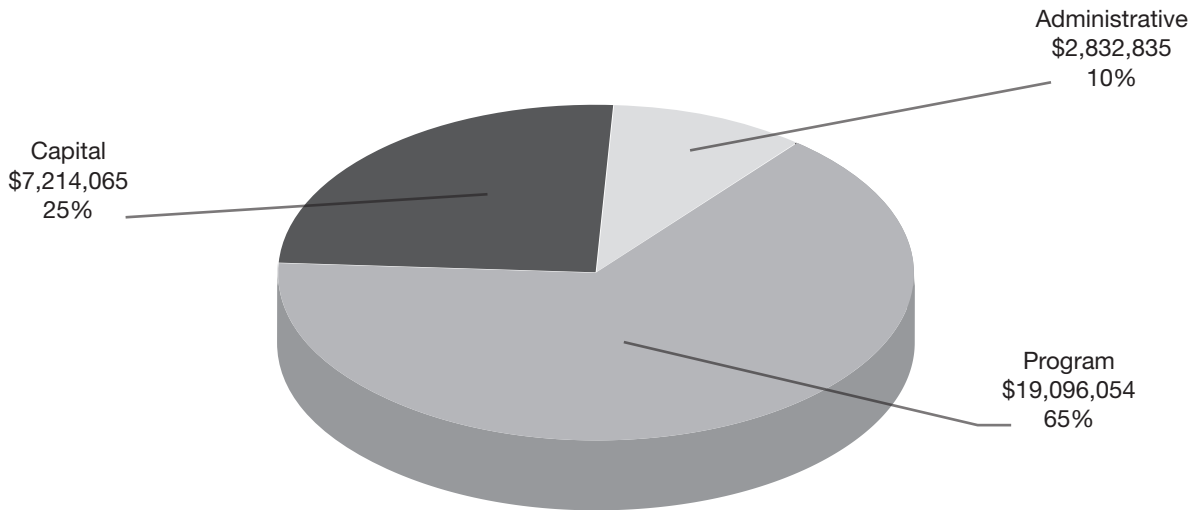
2011-12 School Year	This School District	Similar District Group	Total of All School Districts in NY State
Special Ed Classification Rate	9.1%	12.1%	12.8%

This rate is a ratio of the count of school-age students with disabilities (ages 4-21) to the total enrollment of all school-age students in the school district, including students who are parentally placed in nonpublic schools located in the school district. The numerator includes all school-age students for whom a district has Committee on Special Education (CSE) responsibility to ensure the provision of special education services. The denominator includes all school-age students who reside in the district. In the case of parentally placed students in nonpublic schools, it includes the number of students who attend the nonpublic schools located in the school district. Source data are drawn from the SIRS and from the Basic Education Data System (BEDS).

Similar District Group Description: Average Need/Resource Capacity
--

Similar District Groups are identified according to the Need-to-Resource-Capacity Index. More information about this categorization is on the Internet at: <http://www.p12.nysed.gov/irs/accountability/2011-12/NeedResourceCapacityIndex.pdf>

2013-2014 General Fund Appropriations



	Adopted 2012-13	Proposed 2013-2014	\$ Change
Administrative Component			
Board of Education/District Clerk	\$ 19,945	\$ 20,080	\$ 135
Central Office/District Services	\$ 1,124,489	\$ 1,114,562	\$ (9,927)
Legal & Personnel	\$ 91,520	\$ 116,995	\$ 25,475
Instructional Administration	\$ 780,936	\$ 755,510	\$ (25,426)
Allocated Employee Benefits	\$ 824,093	\$ 825,688	\$ 1,595
	\$ 2,840,983	\$ 2,832,835	\$ (8,148)
Program Component			
Instruction	\$ 8,825,114	\$ 9,075,214	\$ 250,100
Exceptional Education	\$ 2,924,272	\$ 3,306,298	\$ 382,026
Co-Curricular & Athletics	\$ 376,322	\$ 390,822	\$ 14,500
Transportation	\$ 1,234,253	\$ 1,239,141	\$ 4,888
Allocated Employee Benefits	\$ 4,738,685	\$ 5,084,579	\$ 345,894
	\$18,098,646	\$19,096,054	\$ 997,408
Capital Component			
Operations & Maintenance	\$ 1,841,693	\$ 1,878,395	\$ 36,702
Debt Service	\$ 5,032,006	\$ 4,817,445	\$(214,561)
Allocated Employee Benefits	\$ 500,085	\$ 518,225	\$ 18,140
	\$ 7,373,784	\$ 7,214,065	\$(159,719)
Total Expenditures	\$28,313,413	\$29,142,954	\$ 829,541

STAR Program Information

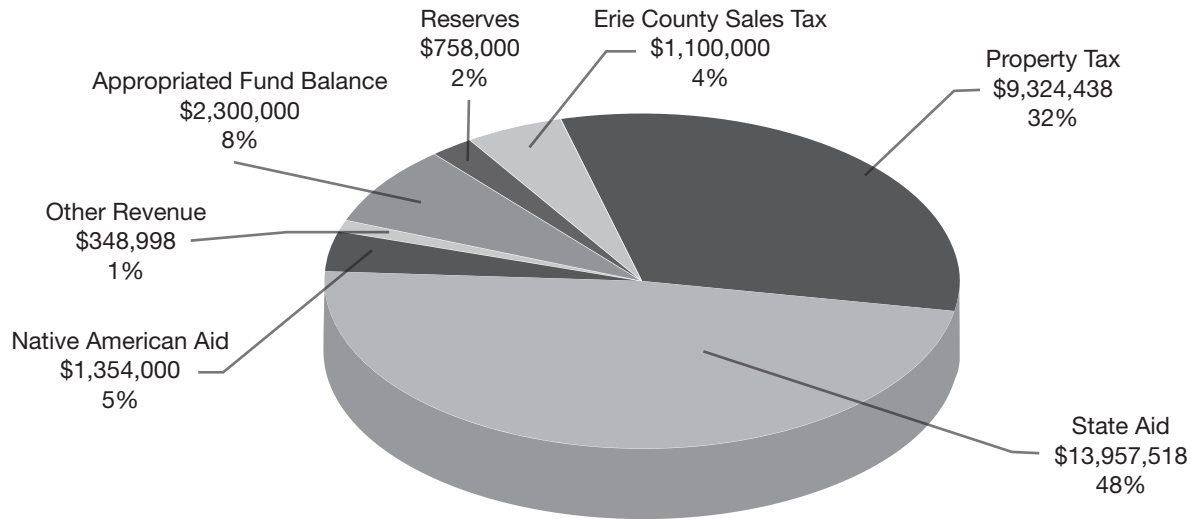
The New York State School Tax Relief Program (STAR) provides New York homeowners with partial exemptions from school property taxes. If you earn less than \$500,000 and own and live in your home, you are probably eligible for the STAR exemption.

Basic STAR is available for owner-occupied, primary residences where the owners' total income is less than \$500,000. Basic STAR works by exempting the first \$30,000 of the full value of a home from school taxes.

Enhanced STAR provides an increased benefit for the primary residences of senior citizens (age 65 and older) with qualifying incomes. For qualifying seniors, Enhanced STAR exempts the first \$63,300 of the full value of their home from school taxes. For the 2013-14 school year, senior citizens applying for the Enhanced STAR exemption must demonstrate that the combined income of all of the owners of the property was no greater than \$79,050 in 2011.

Beginning with the 2011-12 school tax bills, the savings resulting from the Basic or Enhanced STAR exemptions are limited to a 2% increase over the prior year.

2013-14 Proposed General Fund Revenues



	Adopted 2012-13	Proposed 2013-2014	\$ Change
Proposed State Aid:			
Foundation Aid/General Aid	\$ 9,107,725	\$ 9,191,060	\$ 83,335
Excess Cost Aid	\$ 425,000	\$ 399,313	\$ (25,687)
BOCES	\$ 950,000	\$ 768,352	\$ (181,648)
Hardware and Technology	\$ 30,000	\$ 27,407	\$ (2,593)
Textbook, Software, Library	\$ 130,000	\$ 121,926	\$ (8,074)
Transportation	\$ 1,335,000	\$ 1,250,000	\$ (85,000)
Building	\$ 3,970,000	\$ 3,868,557	\$ (101,443)
Gap Elimination Adjustment	\$ (2,411,097)	\$ (1,669,097)	\$ 742,000
Total Proposed Aid	\$ 13,536,628	\$ 13,957,518	\$ 420,890
Other Revenue:			
Native American Aid	\$ 1,154,000	\$ 1,354,000	\$ 200,000
Erie County Sales Tax	\$ 1,100,000	\$ 1,100,000	\$ -
Other Revenues	\$ 455,850	\$ 348,998	\$ (106,852)
Appropriated Fund Balance	\$ 2,200,000	\$ 2,300,000	\$ 100,000
Use of Reserves	\$ 879,525	\$ 758,000	\$ (121,525)
	\$ 5,789,375	\$ 5,860,998	\$ 71,623
Proposed Real Property Tax Levy:	\$ 8,987,410	\$ 9,324,438	\$ 337,028
Total Proposed Revenues:	\$ 28,313,413	\$ 29,142,954	\$ 829,541

Contingent Budget Spending

Contingency budget estimates are based on Section 2023 of the Education Law. A contingent budget for Akron CSD for 2013-14 is anticipated to result in a decrease of approximately \$366,028 from the original budget of \$29,142,954.

Under a contingency budget, state law allows a school district to operate the regular instructional program, preserve the health and safety of students and staff, and protect the district's property. Districts are prohibited from spending money on items such as new equipment or nonessential maintenance projects. In addition, a district would be required to charge for public use of their facilities, except when there is no cost to the district.

PUBLIC BUDGET HEARING - MAY 14, 2013
Edward Allen Auditorium - 7:00 p.m.

SAMPLE BALLOT

PROPOSITION #1 – 2013-2014 BUDGET

Shall the following proposition be adopted, to wit:

RESOLVED, that the budget for the Akron Central School District (the "District") for the fiscal year commencing July 1, 2013 and ending June 30, 2014, as presented by the Board of Education, is hereby approved and adopted, and the required funds therefor are hereby appropriated, and the necessary real property taxes required shall be raised by a tax on the taxable property in the District to be levied and collected as required by law.

BOARD OF EDUCATION MEMBERS

THREE (3) SEATS VACANT

The election of members of the Board of Education shall be held to fill THREE (3) at-large vacancies on the Board created by the expiration on June 30, 2013 of the terms of Board Members Mark Bramley, Phillip Kenline and David Penn. The seats are for three (3) year terms.

A drawing was conducted to determine the order in which Board of Education candidates will appear on the ballot. The order will be as follows:

David Penn
Mark Bramley
Shannon Cinotti
Phillip Kenline

ABSENTEE BALLOT APPLICATIONS AVAILABLE IN THE DISTRICT OFFICE BETWEEN THE HOURS OF 7:30 A.M. AND 3:30 P.M.

**Please Vote Tuesday, May 21, 2013
12:00 Noon - 9:00 p.m.
High School Gymnasium #3
(orange gym)**

US Postage
Non-Profit
PAID
Permit #41
Akron, NY

Akron Central School
47 Bloomingdale Avenue
Akron, NY 14001

BOXHOLDER
Akron, New York 14001

Board of Education

Daniel Caprio, President
Kevin Stone, Vice-President
Mark Bramley
Phillip Kenline
William Murty
David Penn
Tracy Sturmer

Superintendent of Schools

Kevin Shanley

www.akronschools.org

District Phone Numbers

District Phone – 542-5010
District Office – 542-5006
Business Office – 542-5020
Maintenance – 542-5025
Bus Garage – 542-5026
Food Service – 542-5027
High School – 542-5030
Guidance – 542-5035
MS/HS Nurse – 542-5036
Middle School – 542-5040
Elementary – 542-5050
Elementary Nurse – 542-5056
Instructional Technology – 542-5045
Special Education – 542-5077
Athletic Office – 542-5088
District Fax – 542-5018